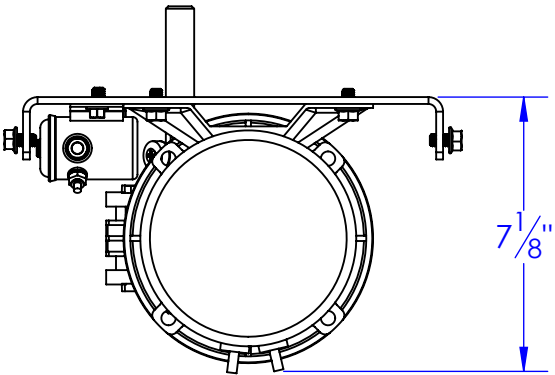
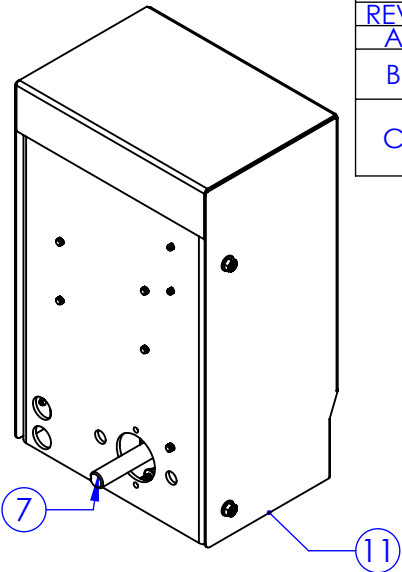
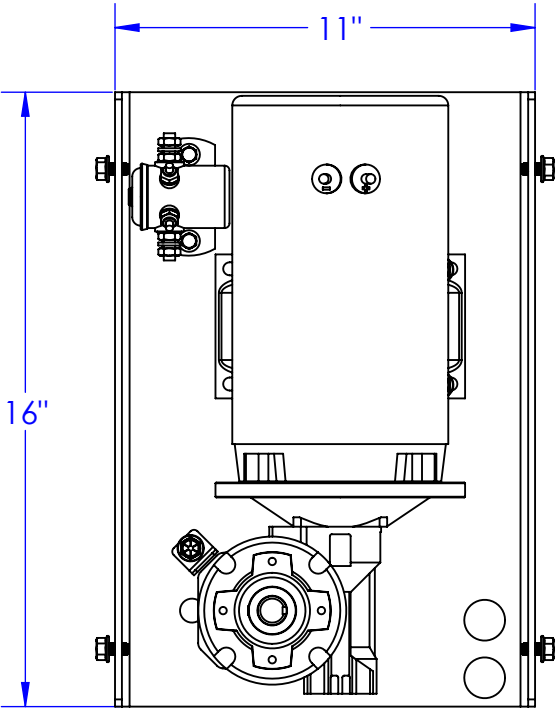
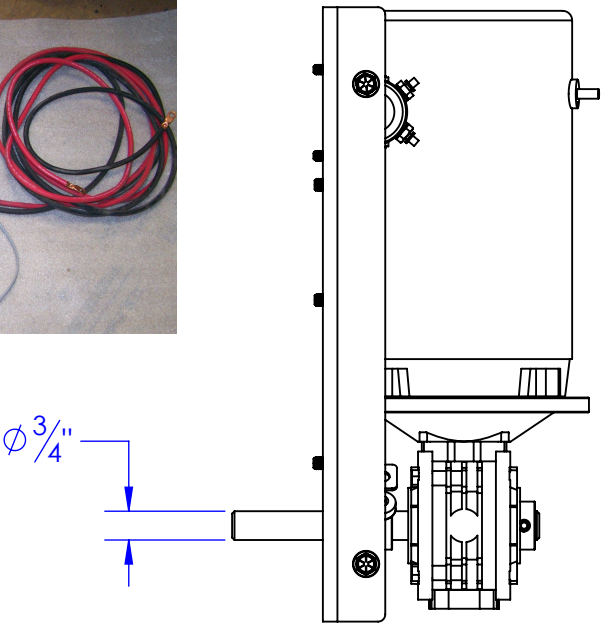
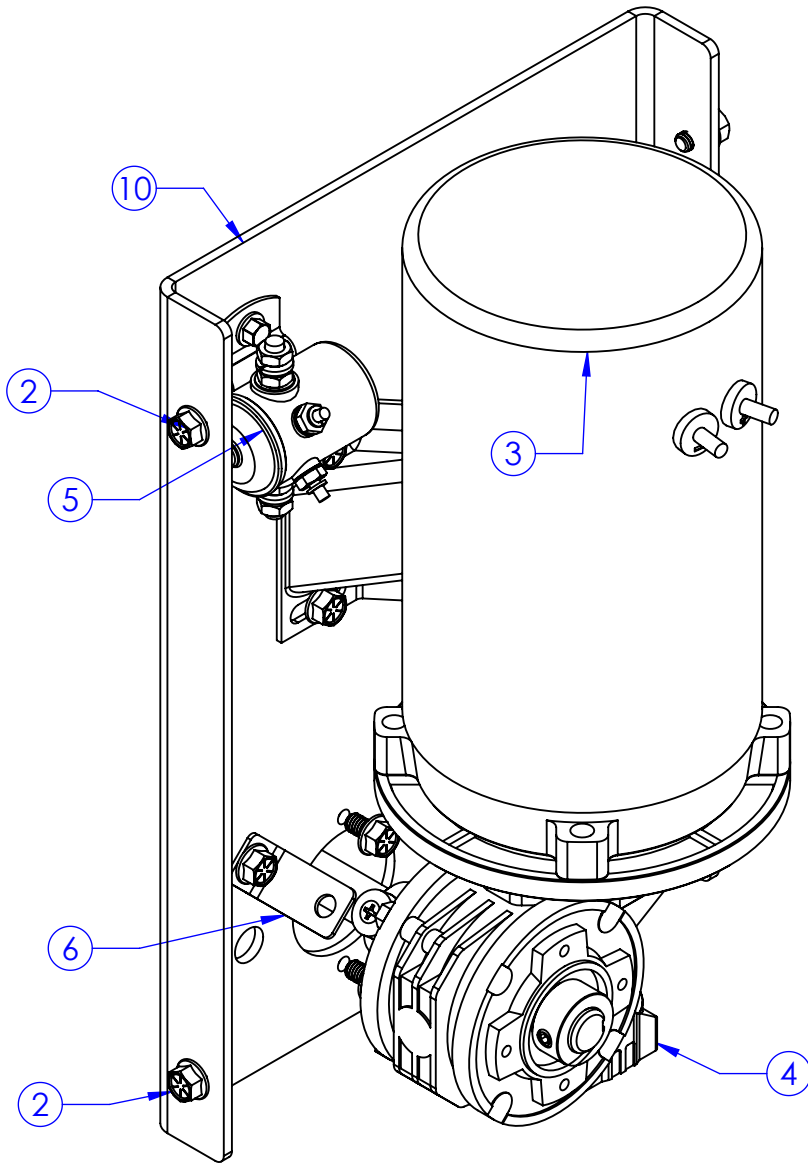



ITEM NO.	PART NUMBER	DESCRIPTION	MATERIAL	DRAWING #	QTY.
1	BO-1/4x1/2 FHCS	FLANGE HEAD CAP SCREW 1/4 x 1/2		STOCK	2
2	BO-.3125x.5 FHCS	FLANGE BOLT 5/16x1/2		STOCK	11
3	EL-MOT-108047	12V MOTOR, ELECTRIC MOTOR		STOCK	1
4	EL-REDUCER 518-21	12 SPEED REDUCER		STOCK	1
5	EL-SPST 4 POLE SOLE	SPST 12V 100A SOLENOID ELC. 4 POLE		STOCK	1
6	FP-ELADAPTER SB	EL FEEDER ADAPTER SENSOR BRKT	14ga HRS	30-2413	1
7	HD-SHAFT .75 L8	3/4" OD SHAFT 3/16" KEYED LENGTH 8"	1018 STEEL	STOCK	1
8	MI-MA EL MAGNET COLLAR	ELECTRIC FEEDER SENCOR MAGNET HOLDER		30-1415	1
9	MI-MA 1570421	SET SCREW COLLAR 3/4" I.D.		STOCK	1
10	FP-ELADAPTERPLAT F	ELECTRIC FEEDER MOTOR ADAPTER PLATE	7ga HRS	30-2412	1
11	FP-ELADAPTERCVR E	ELECTRIC FEEDER ADAPTER COVER	14GA. HRS	30-2411	1

REV.	REVISIONS DESCRIPTION	DATE	APPROVED
A	INITIAL RELEASE	1/9/2012	
B	ADDED ADDITIONAL BOM TO ASSEMBLY	10/1/2013	
C	REVISED ADAPTER COVER & ADAPTER PLATE	9/25/2017	



FOR MORE BOM DETAILS  
OF HF-PBEL SEE DWG #  
30-1803



PROPRIETARY AND CONFIDENTIAL  
THE INFORMATION CONTAINED IN THIS  
DRAWING IS THE SOLE PROPERTY OF  
<INSERT COMPANY NAME HERE>. ANY  
REPRODUCTION IN PART OR AS A WHOLE  
WITHOUT THE WRITTEN PERMISSION OF  
<INSERT COMPANY NAME HERE> IS  
PROHIBITED.

UNLESS OTHERWISE SPECIFIED:  
  
DIMENSIONS ARE IN INCHES  
TOLERANCES:  
FRACTIONAL ±1/16  
ANGULAR: MACH ± 1 BEND ±  
TWO PLACE DECIMAL ±010  
THREE PLACE DECIMAL ±005  
  
MATERIAL  
  
DO NOT SCALE DRAWING

		NAME	DATE	P.O. BOX 248, SABETHA KS. 66534 (785) 284-3674 FAX (785) 284-3931		
DRAWN		HEATH	9/25/2017	<div><b><u>TRIPLE</u> <u>C</u></b> INC.</div>		
PART #						
ASM #						
COMMENTS: ELECTRIC FEEDER ADAPTER BOX WLDMT				SIZE <b>B</b>	DWG. NO. 30-1410 C	REV C
SCALE: 1:5		WEIGHT: 103.83		SHEET 1 OF 1		